

Polysafe™ QuickLay PUR

RRL Pendulum Test
45+
Sustainable Slip Resistance

P4
AS 4586



SAFETY FLOORING FOR
ADHESIVE-FREE
INSTALLATION

POLYFLOR™
COVERING THE WORLD

FastLay
Products

TRANSFORM IN A DAY

Polysafe QuickLay is a loose lay safety flooring designed for adhesive-free installation and is the perfect solution for busy commercial environments in need of a quick turnaround and where sustainable slip resistance is a priority.

Q REDUCED DOWNTIME

Subfloor preparation is considerably reduced as Polysafe QuickLay can be laid directly over existing floor coverings — saving both time and money. In addition, depending on the environment, it is even possible to lay the floor while the space is in use.


Q NO ADHESIVE REQUIRED

The double sided QuickLay tape is fitted around the perimeter of the room, underneath all seams and doorways securing the flooring in place.

Q SAME DAY INSTALL AND WALK

Adhesive-free installation means no drying time and the space can be in use again on the same day.

SAVE **TIME & MONEY** WITH
SAME DAY
INSTALLATION



COFFEE	2.5
ESPRESSO	2.5
MACHIATO	3
CAPPUCCINO	3.5
LATTE	4
MOCHA	5
HAND POURED COFFEE	2.5
TEA	2.5
CHAI	4
COLD BREW BOTTLE	4

...to this in **24** hours



Take the pain out of **SUBFLOOR PREPARATION**

Polysafe QuickLay rewrites the rules for laying sheet flooring as it removes the barriers presented by damp substrates and existing subfloors up to 97% RH.

STUDDED BACK TECHNOLOGY

The specially formulated studded emboss on the underside of Polysafe QuickLay works as a barrier — allowing moisture to escape from the subfloor — facilitating installation over new concrete floor of up to 97% RH.

NO DPM REQUIRED

TRIED AND TESTED

Polysafe QuickLay is a temporary or permanent floor covering which achieves the same performance and durability as other Polysafe Flooring Collections but with the added **benefits** of **adhesive-free** installation.

Polysafe™

*Grout lines may require further preparation to avoid grin through, for further advice contact Polyflor's technical team on +44 (0) 161 767 1912



Designed for **LOW COST** maintenance

ACCESS TO SUBFLOOR

Adhesive-free installation means the flooring can be easily uplifted, ideal in either residential or commercial settings, should there be a need to access the subfloor later.

LOW MAINTENANCE

Polysafe QuickLay has the tried and tested PUR coating that provides superior cleaning benefits and resistance to staining and chemicals; perfect if grease or food does happen to reach the floor.

NO DISRUPTIONS OR DOWNTIME

IDEAL FOR NEW
BUILDS & REFURBS
ALIKE!

Designed for **HEALTHIER** environments

ODOUR FREE INSTALLATION

Adhesive-free installation promotes excellent indoor air quality and low VOC emissions which leaves a healthy environment that can be used straight away. This is perfect for busy commercial spaces especially areas with lots of people learning and working.

RE-USE & RECYCLE

Polysafe QuickLay is a sustainable flooring choice, built to last but offering end of life flexibility — uplift and re-use or recycle via Recofloor.

PERFECT FOR **HIGH TRAFFIC AREAS** IN THE HEALTHCARE & EDUCATION SECTORS





DEMENTIA FRIENDLY

A loose lay safety flooring with the University of Stirling **dsdc** accreditation for use in dementia care environments.

Specify Polysafe QuickLay in specialist care environments with confidence — the whole collection is **dsdc** accredited.

The **dsdc** is an international centre of knowledge and expertise dedicated to improving the lives of people living with dementia which offers a product accreditation scheme.

The **dsdc** rates products in a tier scale. The Polysafe QuickLay collection performs exceptionally well with **10 colours** achieving the highest **1a** rating and 2 colours achieving **1b**.

1b

Flooring within this rating is semi-plain (minimal texture or fleck / pattern, wood effect with no knots) and in general, can be used throughout.*

*Bear in mind the need to contrast flooring with walls, skirtings, doors/frames, furniture & sanitary ware. A minimum contrast of 30 units LRV (Light Reflectance Value) is recommended between the critical surfaces mentioned above.


1a

Flooring within this rating is plain and can be used indiscriminately.*



Vanilla 6253
NCS S 1502-Y

w/r 5221
LRV 63



Sea Breeze 6254
NCS S 2020-B

w/r 5205
LRV 44



Glacier 6241
NCS S 2502-B

w/r 5202
LRV 47



Mocha 6249
NCS S 3005-Y20R

w/r 5212
LRV 43




Pacific Blue 6244
NCS S 3020-R90B

w/r 5208
LRV 29



Rock Salt 6251
NCS S 3000-N

w/r 9858
LRV 43



Americano 6256
NCS S 6502-R

w/r 5204
LRV 12



Azure 6255
NCS S 3030-R90B

w/r 5206
LRV 31




Monsoon 6248
NCS S 4500-N

w/r 5764
LRV 25




Rich Black 6252
NCS S 8000-N

w/r 8640
LRV 7



Midnight Blue 6245
NCS S 6010-R90B

w/r 5207
LRV 12



Pebble Shore 6250
NCS S 5500-N

w/r 5233
LRV 21

SAME DAY INSTALL & WALK

Adhesive-free Polysafe QuickLay can be installed over damp subfloors (up to 97% RH) which means you can weld and walk same day — getting back to business as usual.

The double sided QuickLay tape is fitted around the perimeter of the room, underneath all seams and doorways securing the flooring in place.

Simply follow our 12 easy steps...

12 EASY STEPS TO THE PERFECT QUICKLAY INSTALLATION



PRE-INSTALLATION

RECEIPT & STORAGE

On arrival at site, check colours correspond, quantities are correct and that there are no signs of damage.

The rolls should be safely secured in an upright position and stored at a minimum temperature of 18°C for at least 24 hours prior to installation.

CONDITIONING

Polysafe QuickLay requires conditioning ahead of installation, this should be carried out in the same area

as the installation to prevent thermally induced dimensional changes.

PRODUCT HANDLING

Polyflor recommend that the QuickLay flooring should be rolled out face upward taking care not to damage the surface and cut approximately to size.

TOOLS

Standard Installation Tools.


PLUS Polysafe QuickLay Tape.




Sweep or vacuum the floor area, check the condition of the subfloor and make good as necessary. If the substrate is highly porous a suitable primer maybe required.



Apply the QuickLay double sided tape around the perimeter of the room and at any doorways, set **2mm** away from the edge of the room.



Use the appropriate method to install QuickLay in the room (refer to the relevant section in our Technical Manual). Allow a **25mm** overlap at the seams and cut in to form a tight seam.



Measure **37.5mm** away from the side of the seam and mark with a straight edge or chalk line.



Apply the QuickLay double sided tape along the marked seams.



To ensure the QuickLay tape is firmly positioned correctly, simply press down with a hand roller or cork board.



Check you are happy with the positioning of the flooring and the measurements are correct.




Carefully peel away the protective film from all areas where the tape has been applied.



Once complete, place the floor covering into position ensuring a 'neat fit'.



A hand roller or heavy roller can be used at all seams/perimeter immediately after installing to ensure sufficient contact has been made.



QuickLay can be hot welded upon immediate completion of the installation. Refer to **Section 9** of our Technical Manual for detailed guidance.



Once completed the QuickLay flooring can be trafficked immediately.

PRODUCT TESTING

In areas where there is a higher potential for slips and trips, it is important to choose a HSE compliant flooring solution that offers sustainable slip resistance for the product’s lifetime.

✓

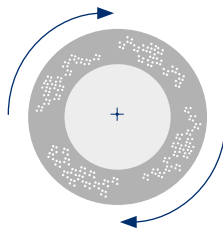
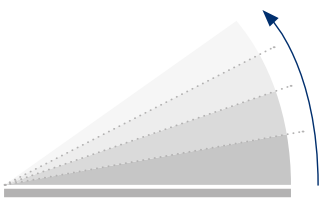
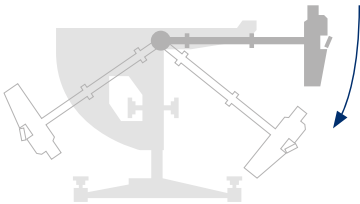
PENDULUM TEST

✓

RAMP TEST

✓

50,000 CYCLES TEST



RRL Pendulum Test

45+

Sustainable Slip Resistance

P4

AS 4586

DIN 51130 & AS 4586

R11

EN 13845

The European safety flooring standard

Conformance to the 50,000 cycles abrasion test demonstrates that the performance particles within a safety floor are durable, offering longevity and sustainable performance for the guaranteed life of the product.

PUR

TECHNOLOGY

✓ Easy clean

✓ Maintain cost savings

✓ Optimum appearance retention

✓ Resistance to staining & chemicals

TECHNICAL SPECIFICATION

	Gauge	EN 428/ISO 24346	2.2mm
	Roll Size	EN 426/ISO 24341	2m x 20m = 40m²
	Total Weight	EN 430/ISO 23997	2700g/m²
	General Performance	EN 13845 ASTM F1303	Conforms Conforms
	Use Area	EN 685/ISO 10874	
	Resistance to Chemicals	EN 423/ISO 26987	Good chemical resistance
	Reaction to Fire	EN 13501-1 ASTM E648 Aus BCA Spec C1.10-3	Class Bfl-S1 Class 1 Complies
	Abrasion Resistance	EN 13845 EN 660-2	50,000 cycles Group T
	Enhanced Slip Resistance	The wet slip resistance across all Polysafe products is sustainable throughout the guaranteed life of the product, with strict adherence to HSE Guidelines. For further clarification regarding slip resistance, consult Polyflor.	
		EN 13845 AS 4586 Appendix A AS 4586 Appendix D DIN 51130 RRL Pendulum Test Surface Roughness	ESf P4 R11 R11 ≥45 (wet test - 4S Rubber/Slider 96) Rz ≥20µm
	Electrical Behaviour (body voltage)	EN 1815	≤2kV Classified as ‘antistatic’
	VOC Emissions	AgBB VOC test GBCA/NZGBC Green Star IEQ-VOC Floorscore Finnish M1 Classification	Pass Compliant Certified Certified
	Castor Chair Abrasion	EN 425/ISO 4918	Suitable
	Acoustic Impact Sound Reduction	EN ISO 10140-3	10dB
	Indentation Residual	EN 433/ISO 24343-1	≤0.10mm
Environmentally Preferable Flooring - Polysafe QuickLay PUR achieves BRE Global A+ rating (Generic) in the Green Guide to Specification in use areas such as education and healthcare. EN 15804 Environmental Product Declaration (EPD) available on request. It is 100% recyclable and contains recycled material. Recyclable via the Recofloor scheme. Visit www.polyflor.com/sustainability			
Polysafe PUR - Polysafe QuickLay PUR features a high quality, cross-linked polyurethane reinforcement, UV cured to provide superior cleaning benefits, life cycle maintenance savings and optimum appearance retention. As with all Polysafe products, Polysafe QuickLay PUR should not have a polish applied.			
	Hygiene	All Polyflor commercial sheet vinyl ranges provide a continuous, impervious and hygienic flooring solution which can be confidently cleaned in accordance with recommended maintenance procedures and approved maintenance products. The implementation of an effective cleaning regime is the most important defence against infection.	
	Polysafe safety flooring ranges	have good resistance to dilute acids and alkalis, are compatible for use with the most commonly used alco-based hand gels and are suitable for steam cleaning on a periodic basis. Chemical resistance charts available on request. For information regarding handling and installation, adhesives, maintenance, applications, chemical resistance and product warranty, consult Polyflor Customer Technical Services on +44 (0)161 767 1912, or email tech@polyflor.com . The data presented is correct at the time of printing. For latest information, please visit our website polyflor.com . Decoration and shade may vary slightly from the samples shown.	

100% RECYCLABLE
CONTAINS RECYCLED MATERIAL

A+ BRE
GENERIC ENVIRONMENTAL
RATING

EPD
ENVIRONMENTAL PRODUCT DECLARATION

Recofloor
Vinyl Take-Back Scheme

floor score
OPTIMUM APPEARANCE

PUR
OPTIMUM APPEARANCE

60%
MAINTENANCE
COST SAVING

NBS National
BIM Library

NBS Plus

CE
EN 14041

SGS

SGS

For more information regarding our recommended safety flooring finishes or product testing please contact Customer Technical Services Department on +44 (0)161 767 1912 or email tech@polyflor.com Alternatively please visit polyflor.com/safety

FREE
SAMPLES

+44 (0)161 767 2551
polyflor.com



POLYFLOR™ INTERNATIONAL

Australia

Polyflor Australia
Tel: 1800 777 425
E-mail: sales@polyflor.com.au

Canada

Polyflor Canada Inc.
Tel: +1 905 364 3000
E-mail: sales@polyflor.ca

China

Polyflor Hong Kong
Tel: +(852) 2865 0101
E-mail: info@polyflor.com.hk

France

James Halstead France SAS
Tel: +33 (0) 8 20 20 32 11
E-mail: info@jhfrance.fr

Germany

objectflor Art und Design Belags GmbH
Tel: +49 (0) 2236 966 330
E-mail: info@objectflor.de

India

Polyflor India Pvt Ltd
Tel: +91 22 4023 2485
E-mail: info@polyflor.co.in

Ireland

Polyflor Ireland
Tel: +353 (1) 864 9304
E-mail: salesireland@polyflor.com

New Zealand

Polyflor New Zealand Ltd
Tel: 0800 765 935
E-mail: sales@polyflor.co.nz

Norway

Polyflor Nordic
Tel: +47 23 00 84 00
E-mail: firmapost@polyflor.no

Poland

Polflor Sp. Z o.o.
Tel: +48 (0) 61 820 3155
E-mail: polyflor@polflor.com.pl

South Africa

Poly Sales Africa (Pty.) Ltd
Tel: +27 (0) 11 609 3500
E-mail: info@polyflor.co.za

Sweden

FalckDesign AB
Tel: +46 (0) 300 15820
E-mail: info@falckdesign.com

POLYFLOR™ UK

Polyflor Ltd. PO Box 3, Radcliffe New Road,
Whitefield, Manchester, M45 7NR

UK Sales Direct: +44 (0) 161 767 1122
UK Samples Direct: +44 (0) 161 767 2551
Export Sales Direct: +44 (0) 161 767 1913
Technical Support: +44 (0) 161 767 1912
E-mail: info@polyflor.com

polyflor.com/safety

