



**Polyflor Ltd**  
**Homogeneous Flooring**  
**Pearlazzo PUR**

Polyflor Ltd., Leicester Rd, Whitefield,  
Manchester M45 7NG, United Kingdom



Homogeneous Flooring  
Pearlazzo PUR

EPD Verification and LCA Details



EPD Scope	Cradle to Gate
EPD Number	PLF HP3 2021EP
Issue Date	10 August 2021
Valid Until	10 August 2026



Demonstration of Verification

CEN standard EN 15804 serves as the core Product Category Rules (PCR)

Independent external verification of the declaration and data, according to ISO 14025:2010

- External  10<sup>th</sup> Aug 2021 Third Party Verifier<sup>a</sup> Shloka Ashar, Sustainability Consultant  
LCA Reviewed by Shloka Ashar, Sustainability Consultant
- Internal  22/09/21 EPD Reviewed by David Baggs, Global GreenTag Pty Ltd

a: Optional for business-to-business communication; mandatory for business-to-consumer communication (see EN ISO 14025:2010, 9.4)

The EPD is property of declared manufacturer. Different program EPDs may not be comparable as e.g., Australian transport is often more than elsewhere. Comparability is further dependent on the product category rules used and the source of the data. Further explanatory information is found at [info@globalgreentag.com](mailto:info@globalgreentag.com) or contact: [certification1@globalgreentag.com](mailto:certification1@globalgreentag.com).

This EPD discloses potential environmental outcomes compliant with EN 15804 for business-to-business communication.

LCIA results are relative expressions that do not predict impacts on category endpoints, exceeding of thresholds, safety margins or risks.

EPD Program Operator	LCA and EPD Producer	Declaration Owner
Global GreenTag Pty Ltd PO Box 311 Cannon Hill, QLD 4170 Phone: +61 (0)7 33 999 686 <a href="http://www.globalgreentag.com">http://www.globalgreentag.com</a>	The Evah Institute Division of Ecquate Pty Ltd PO Box 123 Thirroul NSW Phone: +61 (0)7 5545 0998 <a href="http://www.evah.com.au/">http://www.evah.com.au/</a>	Polyflor Ltd PO Box 3, Radcliffe New Road Whitefield, Manchester M45 7NR UK Phone: + 0161 767 1111 <a href="http://www.polyflor.com">http://www.polyflor.com</a>





Product Information

<b>Product name</b>	Polyflor Homogeneous flooring		
<b>Product codes</b>	Pearlazzo PUR		
<b>Declared Unit</b>	The declared product per kilogram		
<b>Product Specifications</b>	Homogeneous 2.0mm gauge flooring.		
<b>Standards</b>	ISO 10581: 2019 Resilient floor coverings – Homogeneous polyvinylchloride floor covering - Specifications		
<b>Manufacture site</b>	Polyflor Ltd., Leicester Rd, Whitefield, Manchester M45 7NG, United Kingdom		
<b>Manufacture warranty</b>	10 years		
<b>Representation Site &amp; Geography</b>	United Kingdom, Europe, Pacific Rim and Australasia.		
<b>Functional &amp; Technical Performance</b>	<b>Property</b>	<b>Conformance to Standard</b>	<b>Pearlazzo PUR</b>
	Reaction to Fire	EN 13501-1 Class	Bfl-S1
	Use Area	EN 685/ISO 10874	23, 34 & 43
	Slip Resistance	DIN51130	R9
	VOC Emissions	Indoor Air Comfort AgBB/ABG	Eurofins Gold certified Pass
<b>Data quality, range &amp; variability</b>	Cut-off criteria and data quality complies with EN 15804		
	Significant differences of average LCIA results are declared		
<b>Primary Data</b>	Data was collected in accordance with EN ISO 14044:2006, 4.3.2, from primary sources including the manufacturer, suppliers and their publications on standards, locations, logistics, technology, market share, management systems and commitments to improved environmental performance.		
<b>No Chemicals of Very High Concern</b>	Contains no substances in the “Authorised or Candidate Lists of Substances of Very High Concern (SVHCs)” with the European Chemicals Agency		



Program Description

<b>EPD type</b>	Cradle to gate (A1 to A3)
<b>System boundary</b>	The system boundary with nature includes material and energy system input processing plus manufacture and transport to factory gate plus waste arising.
<b>Service Life</b>	The reference service life is unspecified for cradle to gate scope
<b>Comparability</b>	Construction product EPDs may not be comparable if not EN15804 compliant
<b>Stages included</b>	A1, A2, A3 as depicted and denoted by x in Figure 1
<b>Stages excluded</b>	A4-5, B1-7, C1-1& D as depicted and denoted by MND in Figure 1
<b>Product stages included</b>	<p>Stages are included from A1 raw material acquisition, extraction, refining and processing plus reuse of scrap or material from previous systems; electricity generated from all sources with extraction, refining &amp; transport; plus, secondary fuel energy and recovery processes.</p> <p>Also, A2 transport internal and to the factory gate as well as A3 manufacture of product packaging, inputs, ancillary material and system flows leaving at end-of-waste boundary as coproducts</p>

Information Modules

As Figure 1 shows an x marking LCA and EPD results to be shown summed for modules A1-3. Modules A4 to C4 and D are not declared marked MND which does not indicate zero inventory or impact.

Model Phase	Actual			Scenarios											Potential				
	Produce			Construct		Building Fabric					Building Use		End of life				Beyond Boundary		
Module	A1	A2	A3	A4	A5	B1	B2	B3	B4	B5	B6	B7	C1	C2	C3	C4	D1	D2	D3
Unit Operations	Resource supply	Transport	Manufacturing	Transport	Construction	Use	Maintain	Repair	Replace	Refurbish	Operating Energy	Operating Water	Demolish	Transport	Process Waste	Disposal	Reuse	Recovery	Recycling
Cradle to Gate	x	x	x	MND	MND	MND	MND	MND	MND	MND	MND	MND	MND	MND	MND	MND	MND	MND	MND

Figure 1 Life Cycle Phases and Declared Stages in Cradle to Grave Boundary



Base Material Origin and Detail

Table 1 lists product composition by function, component, source and mass share amount.

Function	Component	Source	Polyflor Pearlazzo PUR
Binder	PVC	EU & UK	>45<48
Filler	Limestone	UK	>30<33
Plasticiser	Diocetyl Terephthalate	Sth. Korea	>14<16
Plasticiser	Epoxidised esters	UK	>2<4
Whitening	Titania	EU	>2<4
Coating	Polyurethane	UK	>0.3<1
Stabiliser	Barium Zinc Soap	UK	>0.3<1
Various	Soap, ester, pigment	Global	>0.3<1



Scope and System Boundary

Figure 2 shows included processes in a cradle to gate system boundary and dashed lines defining excluded scenarios to end of life fate to recycling or to landfill grave.

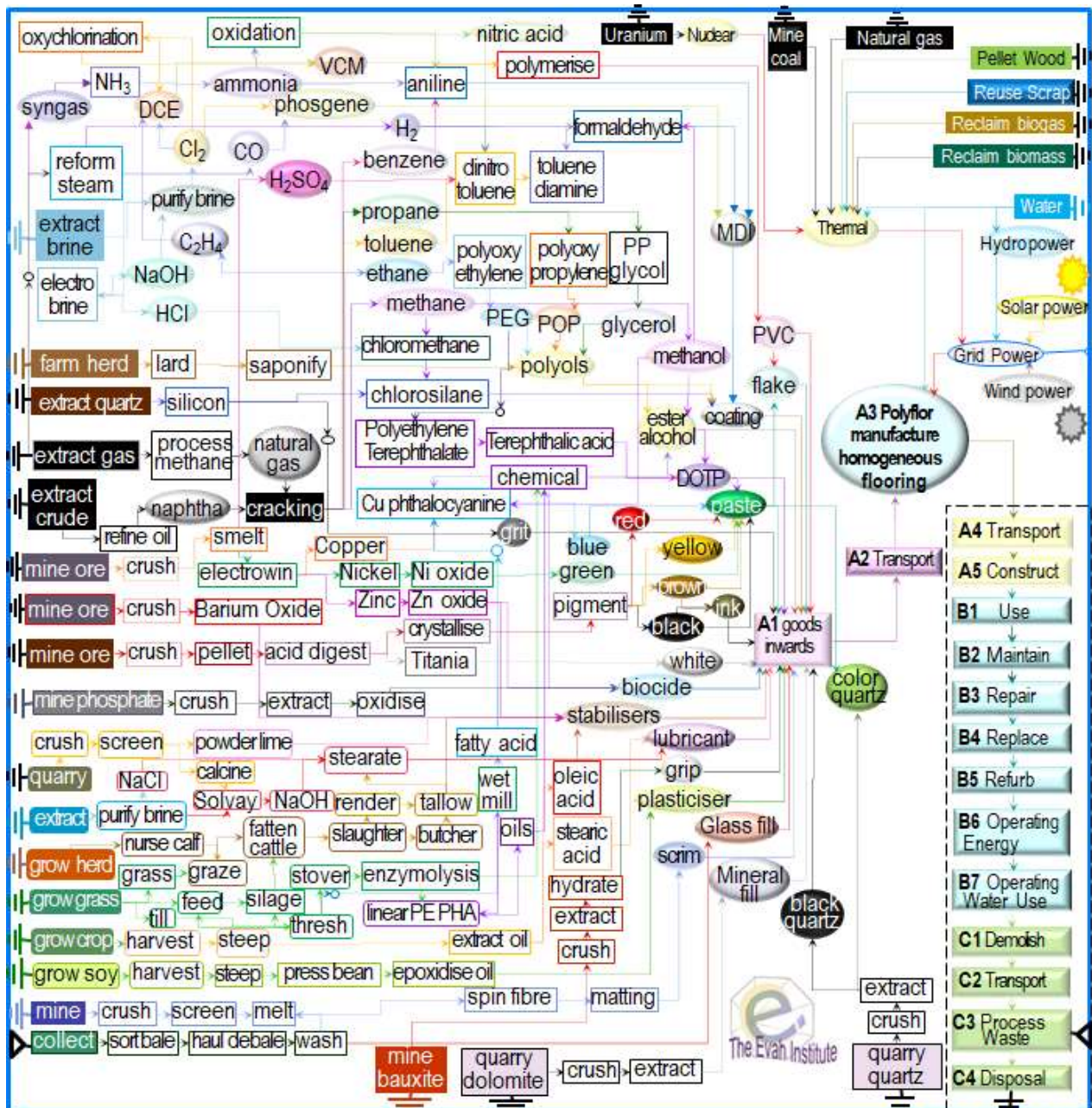


Figure 2 Process Flow Chart Cradle to Gate scope inside Cradle to Grave System Boundary



**Environmental Impact Terminology**

Environmental impacts contributing to risks of social and ecological issues and collapse are tabled below with **common names** and remedies given for each indicator listed in subsequent results tables.

<p><b>Global warming potential</b></p>	<p>Greenhouse gases absorb infra-red radiation. This heat reduces thermal energy differentials, from equator to poles, forcing ocean current and wind circulation to blend and regulate climate. Weakly blended “lumpier” weather has more frequent, extreme heat wave, wildfire, cyclone, storm, flood and blizzard events. Accumulation of carbon dioxide, natural gas methane, nitrous oxides and volatile organic compounds from burning fossil fuels causes global warming. Forest and wilderness growth absorbing air-borne carbon in biomass can drawdown such accumulation. Urgent renewable energy reliance is vital in time to avoid imminent tipping points and the worsening “<b>climate emergency</b>”.</p>
<p><b>Ozone depletion potential</b></p>	<p>Stratospheric ozone loss weakens the planet’s solar shield so more shorter wavelength ultraviolet (UVB) light reaching earth damages plants and increases malignant melanoma and skin cancer in humans and animals. Chlorofluorocarbons, hydrochlorofluorocarbons (HCFC), chlorobromomethane, hydrobromofluorocarbons, carbon tetrachloride, methyl chloroform, methyl bromide and halon gas cause ozone layer loss. To repair the “<b>ozone hole</b>” reliance on ozone-safe refrigerants, aerosols and solvents is essential to avoid further its depletion and enable accumulation of naturally-formed ozone</p>
<p><b>Acidification potential of land and water</b></p>	<p>Acidification reduces soil and waterway pH, impedes nitrogen fixation vital for plant growth and inhibits natural decomposition. It increases rates and incidence of fish kills, forest loss and deterioration of buildings and materials. Chief synthetic causes of “<b>acid rain</b>” are emissions of sulphur and nitrogen oxides, hydrochloric and hydrofluoric acids and ammonia from burning fossil fuels polluting rain and snow precipitation world-wide.</p>
<p><b>Eutrophication potential</b></p>	<p>Eutrophication from excessively high macronutrient levels added to natural waters promotes excessive plant growth that severely reduces oxygen, water and habitat security for aquatic and terrestrial life across related ecosystems. Chief synthetic cause of “<b>algal blooms</b>” is nitrogen (N, NOx, NH<sub>4</sub>) and phosphorus (P, PO<sub>4</sub><sup>3-</sup>) in rain run-off across over-fertilised land catchments.</p>
<p><b>Photochemical ozone creation potential</b></p>	<p>Tropospheric photochemical ozone, called “<b>smog</b>” near ground level, is created from natural and synthetic compounds in UV sunlight. Low concentration smog damages vegetation and crops. High concentration smog is hazardous to human health. Chief synthetic causes are nitrogen oxides, carbon monoxide and volatile organic compounds (VOC) pollutants. Avoiding reliance on dirtiest coal fuel and volatile chemicals has reduced smog incidence in many areas globally.</p>
<p><b>Abiotic depletion potential elemental</b></p>	<p>Abiotic depletion of finite mineral resources increases time, effort and money required to obtain more resources to the point of extinction of naturally viable reserves. This limits future accessibility to vital technical, medicinal and chemical resources. The youth movement “<b>extinction rebellion</b>” calls on adults to secure ore reserves, biodiversity and climate for current and future generations.</p>
<p><b>Abiotic depletion potential fossil fuel</b></p>	<p>Abiotic depletion of resources by consuming finite oil, natural gas, coal and nuclear fossil fuel reserves leaves current and future generations suffering limited available, accessible, plentiful, essential valuable as well as scarce raw material, medicinal, chemical, fuel and feedstock. Approaching “<b>peak oil</b>” acknowledges fossil fuel reserves are finite and the need for decision-makers to act to avoid market instability, insecurity and or oil and gas wars.</p>



Compliant to EN 15804:2012 + A1 2013 ISO 14025 ISO 21930

Homogeneous Flooring  
Pearlazzo PUR

**Cradle to Gate Inventory Results**

Table 2 shows inputs, outputs and potential impacts per declared unit.

**Table 2 Resource Amounts A1-A3 /kg**

Inventory Input Categories	Unit	Polyflor Pearlazzo PUR
Net Fresh Water	m <sup>3</sup>	0.17
Secondary Material	kg	1.7E-02
Secondary Renewable Fuel	MJ <sub>ncv</sub>	0.E+00
Secondary Non-Renewable Fuel	MJ <sub>ncv</sub>	0.23
Primary Renewable Energy Not Feedstock	MJ <sub>ncv1</sub>	9.1
Primary Renewable Feedstock Material	MJ <sub>ncv</sub>	0.31
Primary Renewable Energy Resources	MJ <sub>ncv</sub>	9.4
Primary Finite Energy Not Feedstock	MJ <sub>ncv</sub>	35
Primary Non-renewable Feedstock Energy	MJ <sub>ncv</sub>	18
Total Primary Non-renewable Energy Use	MJ <sub>ncv</sub>	53
<b>Inventory Output Categories</b>		
Hazardous Waste Disposed	kg	6.5E-03
Non-hazardous Waste Disposed	kg	0.26
Radioactive Waste Disposed	kg	6.3E-10
Components for Reuse	kg	0.28
Material for Recycling	kg	1.9E-02
Material for Energy Recovery	kg	5.4E-03
Exported Electrical Energy	MJ <sub>ncv</sub>	0.E+00
Exported Thermal Energy	MJ <sub>ncv</sub>	0.E+00
<b>Life Cycle Impact Categories</b>		
Global Warming	kg CO <sub>2e</sub>	2.0
Stratospheric Ozone Depletion	kg R11 <sub>e</sub>	7.7E-10
Photochemical Ozone Creation	kg C <sub>2</sub> H <sub>4e</sub>	8.2E-03
Acidification of Land & Water	kg SO <sub>2e</sub>	5.5E-03
Eutrophication	kg PO <sub>4e</sub> <sup>3</sup>	1.2E-03
Abiotic Depletion Fossil Fuel	MJ <sub>ncv</sub>	2.5
Abiotic Depletion Mineral (Elemental)	kg Sb <sub>eq</sub>	2.8E-03

<sup>1</sup> ncv stands for net calorific value





### Interpretation of Results Cradle to Gate

The majority of impacts derive from the binder. Components embodied 98% EE and 99% GWP mostly from supply chain fossil fuel. Per kg dispatched product packaging gross embodied energy (EE) input share was 2% and Global Warming (GWP) emissions share was 1%. Except for lowest impact minerals, component mass share correlated with gross EE and GWP/kg product.

On average, the Whitefield factory manufacturing used only 17% gross energy with 13% being electrical and 4% gas fuel with GWP emissions 12% and 5% shares respectively. While factory power supply is predominantly renewable all fuel was transported and most wood scrap fuel was shipped from North America.

Overall, of the gross product input 85% EE was fossil fuelled with 15% from renewable sources. On average 74% was fossil fuelled and 26% was feedstock that is recoverable at end of product life via material re-use or transformation to energy. Of gross, on average 59% EE was burnt as fossil fuels, 26% retained in fossil feedstock, 14% used as renewable energy and 1% retained in renewable feedstock. Of the gross primary non-renewable energy 69% was used as fuel and 31% was retained in feedstock. Of the gross renewable energy 95% was used and 5% retained in feedstock material.

### References for this EPD

CML LCA methodology, Institute of Environmental Sciences (CML), Faculty of Science, University of Leiden, Netherlands

GreenTag<sup>™</sup> 2021 <http://www.globalgreentag.com/get-certified>

GreenTag<sup>™</sup> 2021 Product Category Rules <http://www.globalgreentag.com/greentag-epd-program>

International Energy Agency, Energy Statistics 2020 <http://www.iea.org>

ISO 14015:2001 EMS: Environmental assessment of sites & organizations (EASO)

ISO 14020:2000 Environmental labels & declarations — General principles

ISO 14025:2006 Environmental labelling & declarations Type III EPDs Principles & procedures

ISO 14031:1999 EM: Environmental performance evaluation: Guidelines

ISO 14040:2006 EM: Life cycle assessment (LCA): Principles & framework, London, BSI, 2006.

ISO 14044:2006 EM: LCA: Requirement & guideline LCI; LCIA Interpretation, London, BSI, 2006.

ISO 15392:2008 Sustainability in building construction General principles

ISO 15686-1:2011 Buildings & constructed assets - Service life planning - Part 1: General principles & framework

ISO 15686-2:2012 Buildings & constructed assets - Service life planning - Part 2: Service life prediction procedures

ISO 15686-8:2008 Buildings and constructed assets - Service-life planning - Part 8: Reference service life and service-life estimation

EN 15804:2012+A2:2019 Sustainability of construction works - Environmental product declarations - Core rules for the product category of construction products

ISO 21929-1:2011 Sustainability in building construction - Sustainability indicators - Part 1: Framework for the development of indicators and a core set of indicators for buildings

ISO 21930:2007 Sustainability in building construction - Environmental declaration of building products

ISO 21931-1:2010 Sustainability in building construction - Framework for methods of assessment of the environmental performance of construction works - Part 1: Buildings

ISO/TR 21932:2013 Sustainability in buildings and civil engineering works — A review of terminology